

MAYURAKSHI GRAMIN COLLEGE

(Permanent Affiliated to S.K.M. University, Dumka, Jharkhand)

AT+P.O- RANISHWAR, DIST- DUMKA, 814148,
JHARKHAND

STUDENT FEEDBACK REPORT

2022-23

M.G.COLLEGE, RANISHWAR

FEEDBACK FORM 2020-21

FROM STUDENT ABOUT COLLEGE

Name of the Student:

Faculty:

Program:

Academic Year:

Student's Email id:

Mobile No.:

Tick (✓) the appropriate option

Sl. No.	PARAMETERS OF THE COLLEGE	Strongly Agree	Agree	Not Sure	Disagree	Strongly Disagree
1.	The Curriculum is satisfactory.					
2.	The Curriculum is updated as per local needs and global developments					
3.	The Course studied by me has enhanced my knowledge as well my skills.					
4.	The curriculum is designed so as to enhance our employability.					
5.	The teacher guides the students for overall personality development of the student.					
6.	The syllabus was completed in allotted time					
7.	The assessment and evaluation process is fair and unbiased.					
8.	Reference books mentioned in the syllabus are easily available in market					

STUDENT FEEDBACK REPORT

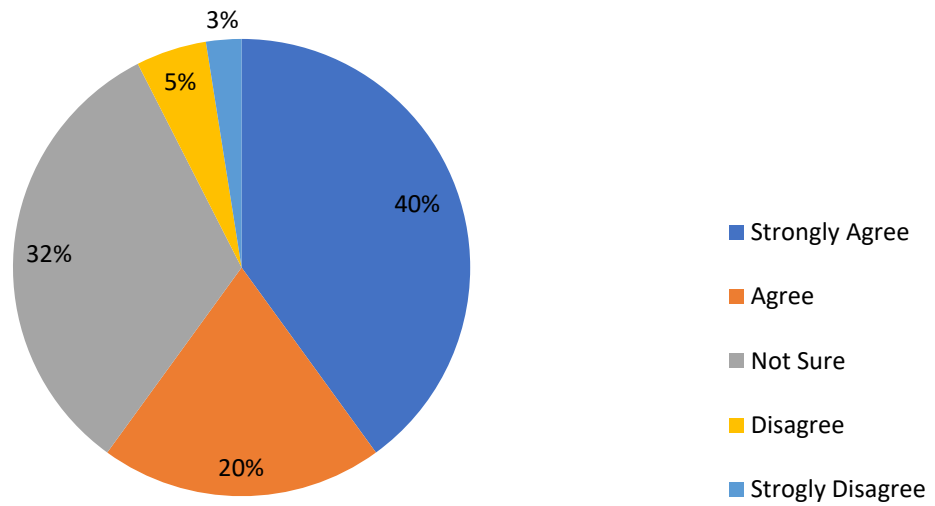
TOTAL NUMBER OF STUDENTS RESPONDED = 160

PARAMETERS	STUDENT RESPONSE (In Numbers)					STUDENT RESPONSE (In Percentage)					AVERAGE
	4	3	2	1	0	4	3	2	1	0	
PARAMETER 1	64	32	52	8	4	40.00	20.00	32.50	5.00	2.50	78.13
PARAMETER 2	40	68	36	8	8	25.00	42.50	22.50	5.00	5.00	76.31
PARAMETER 3	56	44	28	20	12	35.00	27.50	17.50	12.50	7.50	73.75
PARAMETER 4	72	40	12	20	16	45.00	25.00	7.50	12.50	10.00	75.06
PARAMETER 5	28	52	68	8	4	17.50	32.50	42.50	5.00	2.50	73.56
PARAMETER 6	52	84	12	8	4	32.50	52.50	7.50	5.00	2.50	81.56
PARAMETER 7	52	80	16	8	4	32.50	50.00	10.00	5.00	2.50	81.13
PARAMETER 8	68	76	4	8	4	42.50	47.50	2.50	5.00	2.50	83.69

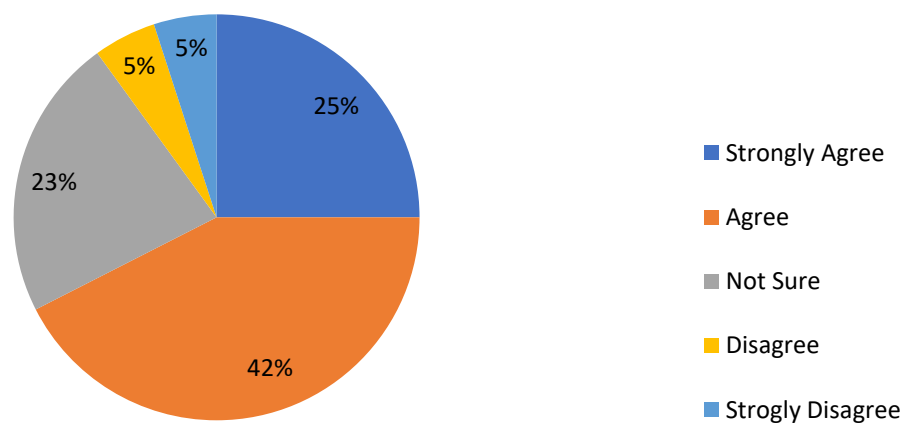
OVERALL PERCENTAGE OF STUDENT SATISFACTION 77.90

Response Code	Resonse	Range
0	Strongly Disagree	0-30
1	Disagree	30-55
2	Not Sure	55-75
3	Agree	75-90
4	Strongly Agree	90-100

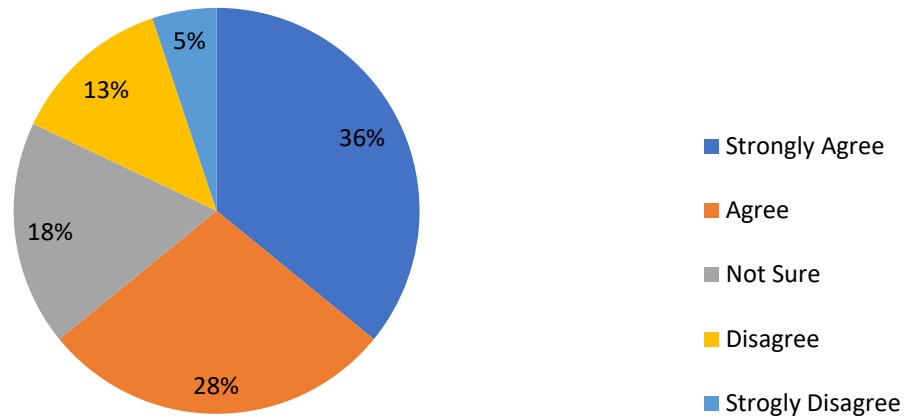
1. The Curriculum is satisfactory.



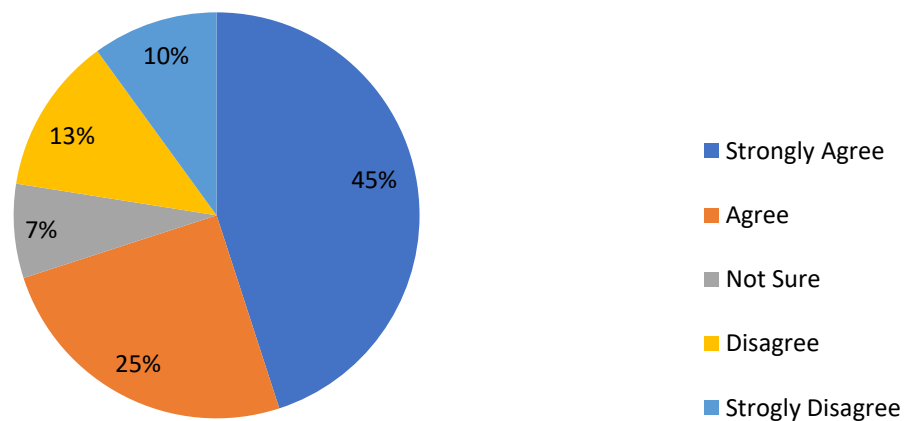
2. The Curriculum is updated as per local needs and global developments.



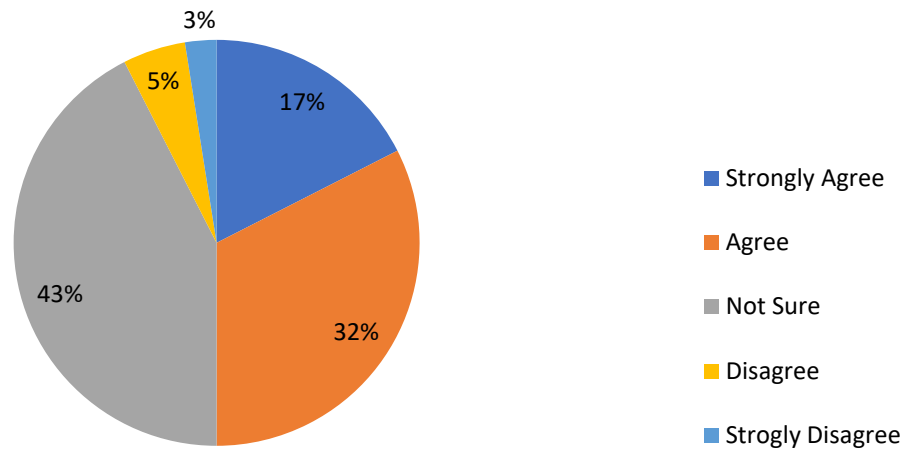
3. The Course studied by me has enhanced my knowledge as well my skills.



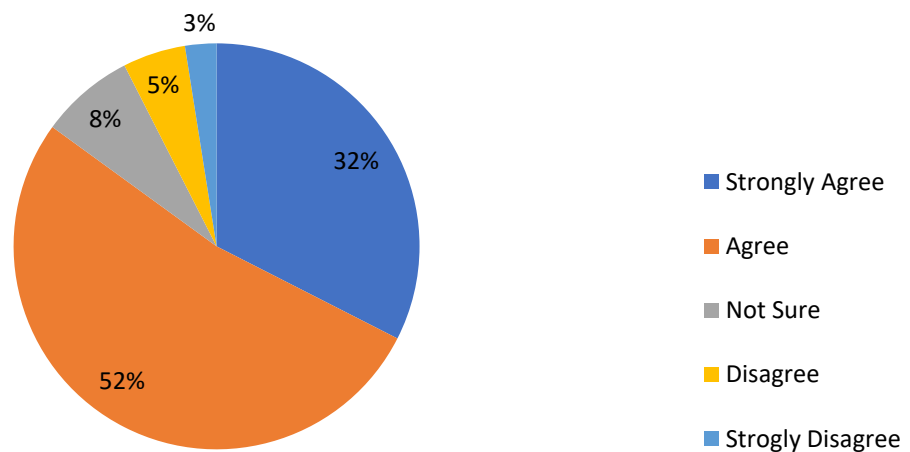
4. The curriculum is designed so as to enhance our employability.



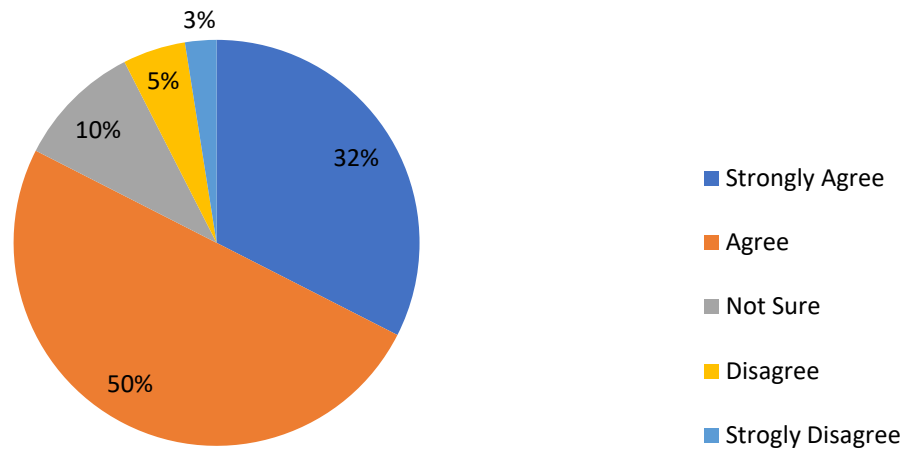
5. The teacher guides the students for overall personality development of the student.



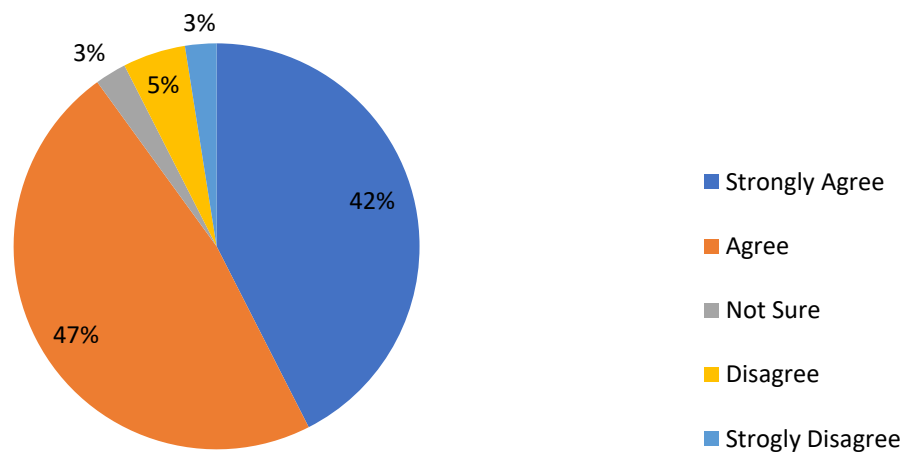
6. The syllabus was completed in allotted time.



7. The assessment and evaluation process is fair and unbiased.



8. Reference books mentioned in the syllabus are easily available in market.



MAYURAKSHI GRAMIN COLLEGE

(Permanent Affiliated to S.K.M. University, Dumka, Jharkhand)

AT+P.O- RANISHWAR, DIST- DUMKA, 814148,
JHARKHAND

ALUMNI FEEDBACK REPORT

2022-23

M.G.COLLEGE, RANISHWAR

ALUMNI FEEDBACK FORM 2022-23

Name of the Student:

Faculty:

Program:

Academic Year:

Student's Email id:

Mobile No.:

Tick (√) the appropriate option

Sl. No.	PARAMETERS	Excellent	Very Good	Good	Average	Poor
1.	The Curriculum was satisfactory.					
2.	The Syllabus studied by me is relevant to me in my professional life.					
3.	The Course studied by me has enhanced my knowledge as well my skills and my critical thinking.					
4.	The Curriculum developed my Competency.					
5.	The teacher guided the students for overall personality development of the student.					
6.	The syllabus was completed in allotted time.					
7.	The assessment and evaluation process were fair and unbiased.					
8.	Reference books mentioned in the syllabus were easily available in market.					

ALUMNI FEEDBACK REPORT

TOTAL NUMBER OF STUDENTS RESPONDED = 10

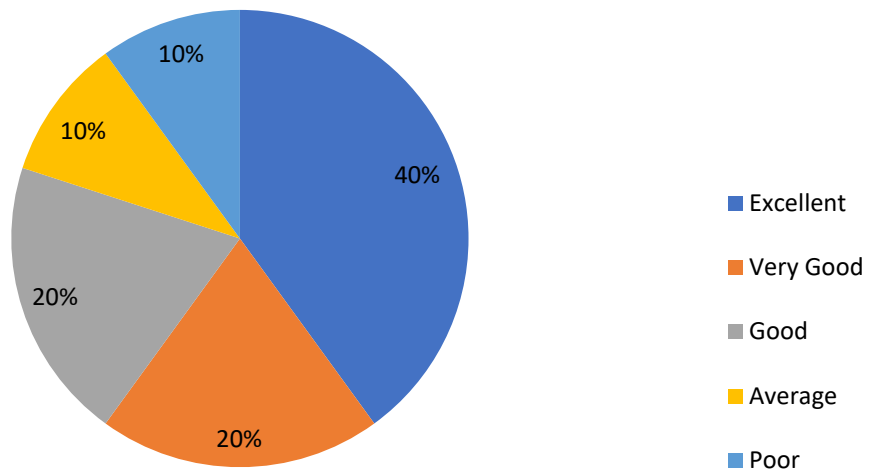
PARAMETERS	STUDENT RESPONSE (In Numbers)					STUDENT RESPONSE (In Percentage)					AVERAGE
	4	3	2	1	0	4	3	2	1	0	
PARAMETER 1	4	2	2	1	1	40.00	20.00	20.00	10.00	10.00	73.25
PARAMETER 2	6	4	0	0	0	60.00	40.00	0.00	0.00	0.00	90.00
PARAMETER 3	3	2	3	2	0	30.00	20.00	30.00	20.00	0.00	73.00
PARAMETER 4	5	3	2	0	0	50.00	30.00	20.00	0.00	0.00	85.25
PARAMETER 5	4	2	1	2	1	40.00	20.00	10.00	20.00	10.00	71.00
PARAMETER 6	5	2	1	1	1	50.00	20.00	10.00	10.00	10.00	76.25
PARAMETER 7	4	2	1	2	1	40.00	20.00	10.00	20.00	10.00	71.00
PARAMETER 8	3	2	2	2	1	30.00	20.00	20.00	20.00	10.00	68.00

OVERALL PERCENTAGE OF ALUMNI SATISFACTION

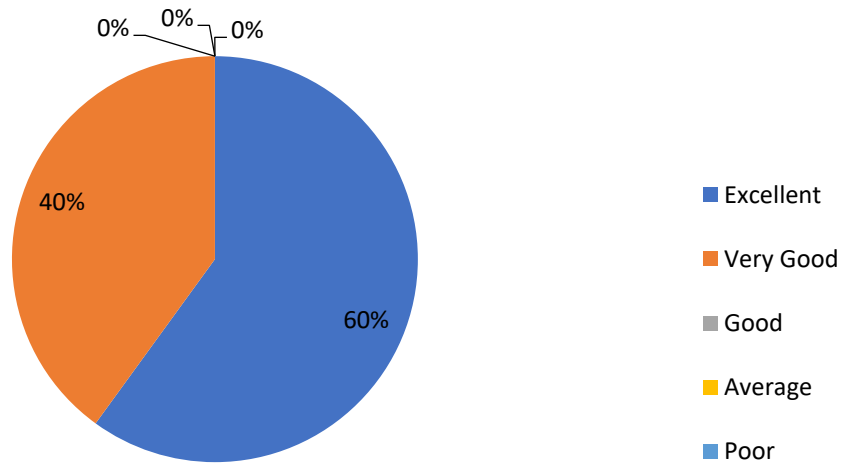
75.97

Response Code	Resonse	Range
0	Poor	0-30
1	Average	30-55
2	Good	55-75
3	Very Good	75-90
4	Excellent	90-100

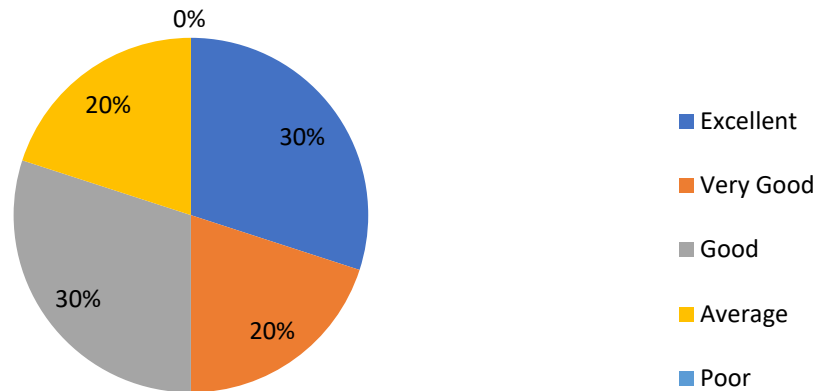
1. The Curriculum was satisfactory.



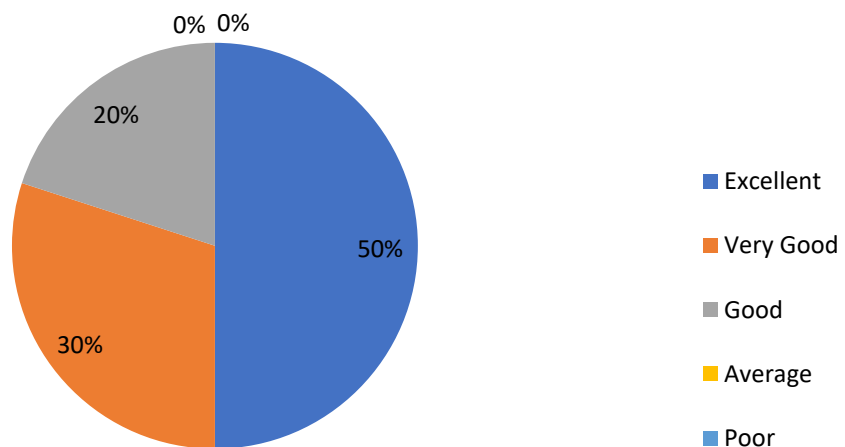
2. The Syllabus studied by me is relevant to me in my professional life.



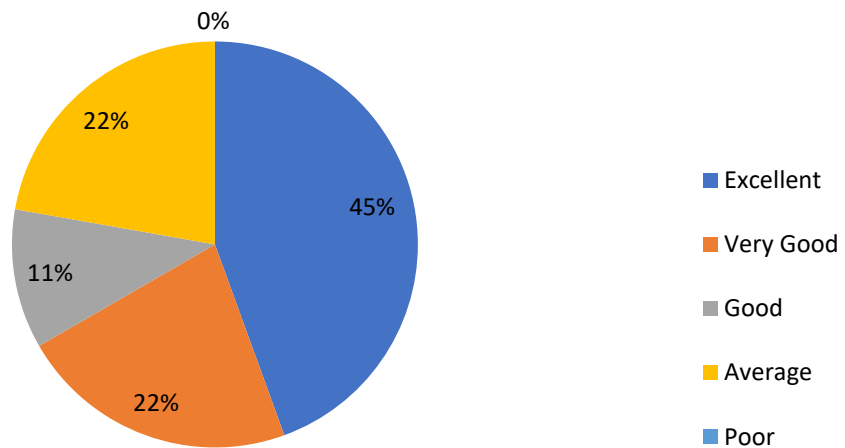
3. The Course studied by me has enhanced my knowledge as well my skills and my critical thinking.



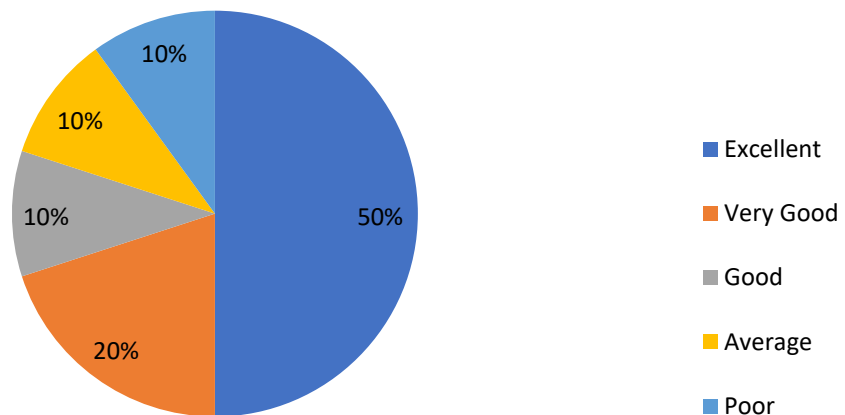
4. The Curriculum developed my Competency.



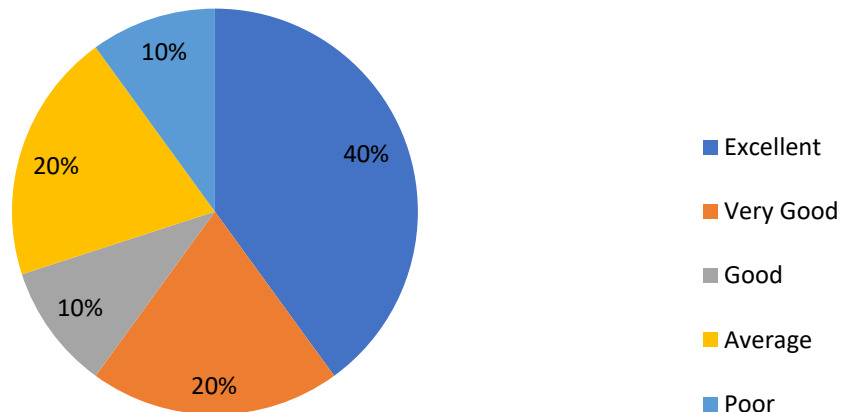
5. The teacher guided the students for overall personality development of the student.



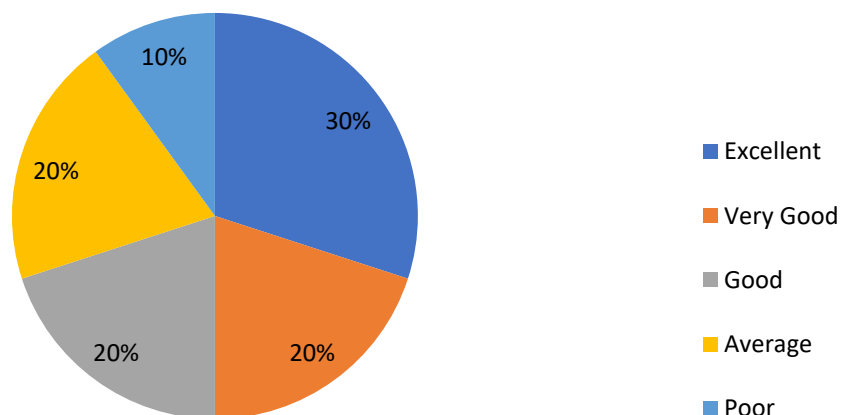
6. The syllabus was completed in allotted time.



7. The assessment and evaluation process were fair and unbiased.



8. Reference books mentioned in the syllabus were easily available in market.



MAYURAKSHI GRAMIN COLLEGE

(Permanent Affiliated to S.K.M. University, Dumka, Jharkhand)

AT+P.O- RANISHWAR, DIST- DUMKA, 814148,
JHARKHAND

TEACHER FEEDBACK REPORT

2022-23

M.G.COLLEGE, RANISHWAR

TEACHER FEEDBACK FORM 2022-23

Name of the TEACHER:

SUBJECT:

Tick (✓) the appropriate option

Sl. No.	PARAMETERS OF THE COLLEGE	Strongly Agree	Agree	Not Sure	Disagree	Strongly Disagree
1.	The Curriculum is updated from time to time					
2.	Recent advances are covered in the curriculum					
3.	The allotted time is sufficient to complete the syllabus					
4.	The Curriculum develop Competency					
5.	The Curriculum encourages research					
6.	The Curriculum enhances the scope for skill development					
7.	The course content provide possibility for employment					
8.	The Curriculum addresses issues like Gender, Environment, Sustainability, Human Values and Professional Ethics					
9.	There is enough freedom to Suggest modifications in the Curriculum					

TEACHER FEEDBACK REPORT

TOTAL NUMBER OF TEACHERS RESPONDED	10
=	

PARAMETERS	STUDENT RESPONSE (In Numbers)					STUDENT RESPONSE (In Percentage)					AVERAGE
	4	3	2	1	0	4	3	2	1	0	
PARAMETER 1	2	2	2	2	2	20.00	20.00	20.00	20.00	20.00	60.00
PARAMETER 2	3	3	2	1	1	30.00	30.00	20.00	10.00	10.00	72.00
PARAMETER 3	4	4	1	1	0	40.00	40.00	10.00	10.00	0.00	81.75
PARAMETER 4	3	2	3	2	0	30.00	20.00	30.00	20.00	0.00	73.00
PARAMETER 5	5	2	1	1	1	50.00	20.00	10.00	10.00	10.00	76.25
PARAMETER 6	4	4	2	0	0	40.00	40.00	20.00	0.00	0.00	84.00
PARAMETER 7	3	3	3	1	0	30.00	30.00	30.00	10.00	0.00	77.00
PARAMETER 8	4	3	1	1	1	40.00	30.00	10.00	10.00	10.00	75.00
PARAMETER 9	2	3	3	2	0	20.00	30.00	30.00	20.00	0.00	71.75

OVERALL PERCENTAGE OF ALUMNI SATISFACTION	74.53
--	--------------

Response Code	Resonse	Range
0	Strongly Disagree	0-30
1	Disagree	30-55
2	Neutral	55-75
3	Agree	75-90
4	Strongly Agree	90-100